



2H 21

Canada Work
CATALOGUE



January 2021





2H 21

Canada Work
CATALOGUE

New Men's	4
New Women's	14
Men's Heavy Industrial	16
Men's Industrial	22
Men's Light Industrial	32
Men's Service	38
Women's Service	40
Women's	42

NEW

Men's

Unbeatable Traction.
All-Shift Comfort.
Easy Care.

PRORUSH SPEED



FEATURES

- Soft breathable nylon mesh lining
- Durable rubber outsole for traction
- Soft EVA foam footbed for all-day comfort

HIGHLIGHTS

- SR+ for unbeatable traction
- Tough protection and durability Cat Footwear is known for
- All-Shift comfort to keep these athletes on their feet all shift long
- Street Shield to protect against spills

AVAILABLE IN

- Unisex Sizing: M 3-12, 13, 14

COLORS

- Black
- Black/Black

Light Industrial

ProRush Speed FX

Unisex

Upper: Mesh/Sport Nubuck/PU Nappa
Footbed: EVA
Footbed Cover: Nylon Mesh + NXT
Midsole: EVA
Shank: Nylon shank
Construction: Strobel
Available Sizes: US M 3-12, 13, 14



STREET
SHIELD

PERFORMANCE FEATURES



Black
P110567



Black/Black
P110568

Modern Styling.
Cat® Powered Traction.
Tough Protection.

INVADER



FEATURES

- Sport nubuck
- Soft, breathable nylon mesh lining
- Single density Ease footbed for lightweight comfort

HIGHLIGHTS

- Modern styling including trend-led overbuilt bottoms
- Cat® powered traction with slip resistant rubber outsoles
- Protection needed for on the job, with steel toe

AVAILABLE IN

- Steel Toe
- Men's Sizing: W 7-12, 13

COLORS

- Black

Light Industrial

Invader ST CSA

Upper: Cow Suede
Footbed: Ease - Single Density
Footbed Cover: Nylon Mesh + NXT
Midsole: EVA
Shank: Nylon shank
Construction: Strobel
Available Sizes: US W 7-12,13



PERFORMANCE FEATURES



Black
P725177

Technology Driven.
Modern Work.

ACCOMPLICE WP



FEATURES

- Soft breathable nylon mesh lining
- Soft EVA foam footbed for all-day comfort
- Steel toe
- Progressive design aesthetic

HIGHLIGHTS

- Cat toughness with a steel toe and waterproof seam seal
- Addresses broad range of occupations

AVAILABLE IN

- Men's Sizing: W 7-12, 13

COLORS

- Seal Brown
- Black

Accomplice X WP ST CSA

- Upper: Full Grain WP Leather
- Footbed: EVA
- Footbed Cover: Nylon Mesh + NXT
- Shank: Glass fiber shank
- Construction: Cement
- Available Sizes: US W 7-12,13



CF0059

T1454

PERFORMANCE FEATURES



Black
P725173



Seal Brown
P725174

Tough Comfort.

PROVOKE MID WP



FEATURES

- Soft breathable nylon mesh lining
- LEAP Technology footbed for tough comfort
- Alloy toe
- Progressive design aesthetic

HIGHLIGHTS

- Cat toughness with an alloy toe and waterproof seam seal
- Cat® powered traction with slip resistant rubber outsoles

AVAILABLE IN

- Men's Sizing: W 7-12, 13

COLORS

- Black

Light Industrial

Provoke Mid WP Alloy Toe CSA

Upper: Black: WP PU Split
Black/Sand: WP P/U Split + Tumbled Nubuck
Footbed: LEAP
Footbed Cover: Nylon Mesh + NXT
Midsole: LEAP
Shank: Nylonshank
Construction: Cement
Available Sizes: US W 7-12,13



LEAP
TECHNOLOGY

PERFORMANCE FEATURES



Black
P725179



Black/Sand
P725178



EXCAVATOR SUPERLITE INSULATED

**Lightweight.
Tough.
Insulated.**

FEATURES

- Winterized with 400g Thinsulate™
- Waterproof
- Great for outdoor work including linemen, steelwork, energy/ utilities, airport and forestry

HIGHLIGHTS

- The next evolution of the top selling Excavator Superlite is now insulated to keep feet warm and dry
- 360 degree protection

AVAILABLE IN

- 8" Options
- Men's Sizing: W 7-12, 13

COLOR

- Dark Brown

Excavator 8" Superlite WP TX NT CSA

- Upper:

Footbed:

Footbed Cover:

Midssole:

Shank:

Construction:

Insulation:

Available Sizes:
- Dark Brown: Pull Up WP Leather

Engineered Comfort

Nylon Mesh + NXT

Ease

Nylonshank

Cement

400g Thinsulate

US W 7-12,13



Dark Brown
P725163



NanoToe



ease

SRX

3M
Thinsulate
INSULATION
for footwear

PERFORMANCE FEATURES

ESR

ELASTIC BRIDGE VERBODEN
PUSHING
CHOCOLATEBOL

IN

INSULATED
WATER
WATER

NM

NON-METALLIC
NON-METALLIC

PR

PUNCTURE
RESISTANT
PUNCTURE RESISTANT

SR

SLIP
RESISTANCE
ANTI-SLIP

NANO TOE

NT

WP

WATERPROOF
WATERPROOF

CSA

CSA

NEW
Women's

EXCAVATOR SUPERLITE INSULATED



FEATURES

- Winterized with 400g Thinsulate™
- Waterproof
- Great for outdoor work including linework, steelwork, energy/ utilities, airport and foresting

HIGHLIGHTS

- The next evolution of the top selling Excavator Superlite is now insulated to keep feet warm and dry
- 360 degree protection

AVAILABLE IN

- Women's Sizing: M 5-10, 11

COLOR

- Dark Brown

Industrial

Excavator Superlite WP TX NT CSA

Upper: Pull Up WP Leather
Footbed: Engineered Comfort
Footbed Cover: Nylon Mesh + NXT
Midsole: Ease
Shank: Nylon shank
Construction: Cement
Insulation: 400g Thinsulate
Available Sizes: M 5-10, 11



CF00511

T1600

NanoToe



ease

SPX

3M Thinsulate
INSULATION
for footwear

PERFORMANCE FEATURES



Dark Brown

P311736





CARRYOVER
Men's

Heavy Industrial

Heavy Industrial

Thermostatic Ice+ WP TX CT CSA

Upper: WP Full Grain Leather
Footbed: Ease
Footbed Cover: Nylon Mesh
Midsole: Molded PU
Outsole: Vibram® Arctic Grip™
Shank: Nylon
Construction: Cement
Insulation: 400g Thinsulate
Available Sizes: W 7-12,13



T1340



PERFORMANCE FEATURES



Black
P721620

Rasp 8" WP Met CSA

Upper: WP Full Grain Leather
Footbed: Open Cell PU Foam
Footbed Cover: Nylax
Midsole: Molded PU
Protective Plate: Wellmax
Construction: Cement
Available Sizes: W 7-11, 12, 13



T1410

ULTRA DUTY



PERFORMANCE FEATURES



Black
P719303

Heavy Industrial

Excavator XL 8"WP TX CT CSA

Upper: WP Full Grain Leather
Footbed: Molded PU
Footbed Cover: Nylon Mesh + NXT
Midsole: PU
Shank: Nylon
Construction: 1/2 Cement-1/2 Goodyear® Welt
Insulation: 200g Thinsulate
Available Sizes: W 7-12, 13, 14 (15M)



Dark Brown


P722758



Red Brown

P722757

PERFORMANCE FEATURES



CF00041



T1410

SUPERDUTYXL



Excavator XL 6"WP TX CT CSA

Upper: WP Full Grain Leather
Footbed: Molded PU
Footbed Cover: Nylon Mesh + NXT
Midsole: PU
Shank: Nylon
Construction: 1/2 Cement-1/2 Goodyear® Welt
Insulation: 200g Thinsulate
Available Sizes: W 7-12, 13, 14, (15M)



Red Brown

P722755

PERFORMANCE FEATURES



CF00531



T1410

SUPERDUTYXL



Heavy Industrial

Hauler 8"WP TX CT CSA

Upper: WP Full Grain Leather
Footbed: Molded EVA
Footbed Cover: Nylex™
Midsole: Molded PU
Shank: Nylon
Construction: Cement
Insulation: 200g Thinsulate
Available Sizes: W 7-12,13



PERFORMANCE FEATURES



Oak

P717629



Black

P717628

Hauler 6"WP TX CT CSA

Upper: WP Full Grain Leather
Footbed: Molded EVA
Footbed Cover: Nylex™
Midsole: Molded PU
Shank: Nylon
Construction: Cement
Insulation: 200g Thinsulate
Available Sizes: W 7-12,13



PERFORMANCE FEATURES



Black

P717627

Heavy Industrial

Control 8"WP TX CT CSA

Upper: WP Full Grain Leather
Footbed: Molded EVA
Footbed Cover: Nylex™
Midsole: PVC
Shank: Steel
Construction: Goodyear® Welt
Insulation: 200g Thinsulate
Available Sizes: W 7-12, 13




Black
P720211



T555

3M
Thinsulate
INSULATION
for footwear

PERFORMANCE FEATURES



Control 6"WP TX CT CSA

Upper: WP Full Grain Leather
Footbed: Molded EVA
Footbed Cover: Nylex™
Midsole: PVC
Shank: Steel
Construction: Goodyear® Welt
Insulation: 200g Thinsulate
Available Sizes: W 7-12, 13



Oak
P720204



T555

3M
Thinsulate
INSULATION
for footwear

PERFORMANCE FEATURES







Industrial

Industrial


Kinetic Ice+ WP TX CT CSA

Upper: WP Full Grain Leather
Footbed: Engineered Comfort
Footbed Cover: Nylon Mesh + NXT
Midsole: DuoFuse
Shank: Nylon
Construction: Cement
Insulation: 200g Thinsulate
Available Sizes: W 7-12,13



DUOFUSE™

PERFORMANCE FEATURES



Black
P723943

Excavator Superlite 6" WP NT CSA

Upper: Dark Beige: Crazy Horse WP Leather
Bungee Cord/Pewter: Nubuck
Footbed: Engineered Comfort
Footbed Cover: Nylon Mesh + NXT
Midsole: Ease
Shank: Nylon
Construction: Cement
Available Sizes: W 7-12,13



ease



PERFORMANCE FEATURES



Dark Beige
P724871



Bungee Cord
P724582



Pewter
P724580

Industrial

Excavator LT 8" WPTX CT CSA

Upper: WP Full Grain Leather
 Footbed: EASE HD
 Footbed Cover: Mesh + NXT
 Midsole: DUOFUSE
 Protective Plate: Wellmax
 Construction: iTechnology
 Available Sizes: W 7-11,12,13,(M 14)



Black
P723935



ease

SRX

DUOFUSE™

SUPERDUTYXL

PERFORMANCE FEATURES



CAT EDGE WP NT CSA

Upper: Crazy Horse WP Leather
 Footbed: EVA
 Footbed Cover: Nylon Mesh + NXT
 Midsole: EVA
 Shank: Nylon
 Construction: Cement
 Available Sizes: W 7-12,13



Black
P724867



NanoToe

PERFORMANCE FEATURES





Industrial

Scaffold WP TX Nano Toe CSA

- Upper: WP Full Grain Leather
- Footbed: Ease
- Footbed Cover: Nylon Mesh
- Midssole: Molded EVA
- Shank: Nylon
- Construction: Cement
- Insulation: 200g Thinsulate
- Available Sizes: W 7-12,13



Black
P721600



NanoToe

SRX

3M Thinsulate
INSULATION
for footwear

PERFORMANCE FEATURES



Struts WP TX Nano Toe CSA

- Upper: WP Full Grain Leather
- Footbed: Ease
- Footbed Cover: Nylon Mesh
- Midssole: Molded EVA
- Shank: Nylon
- Construction: Cement
- Available Sizes: W 7-12,13



Dark Brown
P721605



NanoToe

SRX

PERFORMANCE FEATURES



Industrial

Pelton ST CSA

Upper: Full Grain Leather
Footbed: Ease - Dual Density
Footbed Cover: Microfiber
Midsole: Ease
Shank: Nylon
Construction: Cement
Available Sizes: W 7-12,13



ease

PERFORMANCE FEATURES



Dark Beige
P720179

Diagnostic Hi CSA

Upper: Full Grain Leather
Footbed: Dual Density EVA
Footbed Cover: Nylon Mesh
Midsole: PU
Shank: Nylon
Construction: Cement
Insulation: 200g Thinsulate
Available Sizes: W 7-12,13



SRX

3M Thinsulate
INSULATION
for footwear

PERFORMANCE FEATURES



Black
P712039

Industrial

Propane CSA

Upper:	Full Grain Leather
Footbed:	Dual Density EVA
Footbed Cover:	Nylon Mesh
Midsole:	PU
Shank:	Nylon
Construction:	Cement
Available Sizes:	W 7-12,13



PERFORMANCE FEATURES



Black
P712037

Threshold WP ST CSA

Upper:	Real Brown: WP Nubuck Black: WP Full Grain Leather
Footbed:	EVA
Footbed Cover:	Nylon Mesh
Shank:	Nylon
Construction:	Cement
Available Sizes:	W 7-12,13



PERFORMANCE FEATURES



Real Brown
P722534



Black
P722535

Industrial

Outline ST CSA

Upper:	Full Grain Leather
Footbed:	EVA
Footbed Cover:	Nylon Mesh
Shank:	Nylon
Construction:	Strobel
Available Sizes:	W 7-12, 13



PERFORMANCE FEATURES



Seal Brown
P720996

Industrial

Stormers 11" ST CSA

Unisex

Upper: Rubber/Neoprene
Footbed: Ease - Single Density
Footbed Cover: Mesh with NXT
Shank: Steel
Construction: Vulcanized
Available Sizes: M 4-14 Whole Sizes Only



CF0008

T1470

PERFORMANCE FEATURES



Black

P723963



Black

P723961

Stormers 6" ST CSA

Unisex

Upper: Rubber/Neoprene
Footbed: Ease - Single Density
Footbed Cover: Mesh with NXT
Shank: Steel
Construction: Vulcanized
Available Sizes: M 4-14 Whole Sizes Only



CF0007

T1470

PERFORMANCE FEATURES



Black

P723953

Industrial

Stormers 11" Soft Toe

Unisex

Upper: Rubber
Footbed: EASE
Footbed Cover: Mesh + NXT
Protective Plate: Wellmax
Construction: Vulcanized
Available Sizes: M 4-14 Whole Sizes Only



CF0007

T1470

ease

PERFORMANCE FEATURES

Olive Night
P723962



Black
P724105



A man with curly hair and a beard is sitting on a set of industrial metal stairs. He is wearing a dark blue jacket over a white t-shirt with a green and grey Caterpillar logo. He is also wearing dark green cargo pants and grey sneakers with orange accents. The stairs are made of metal with a textured surface. The background shows a concrete wall and a dark doorway.

Light Industrial

Light Industrial

Sprint Suede Alloy Toe CSA

Upper: Suede
Footbed: Engineered Comfort
Footbed Cover: Mesh with NXT
Midsole: Ease
Shank: Nylon
Construction: Strobel
Available Sizes: W 7-12, 13



ease
SRX

PERFORMANCE FEATURES



Pewter
P724586

Sprint Textile Alloy Toe CSA

Upper: Textile
Footbed: Engineered Comfort
Footbed Cover: Mesh with NXT
Midsole: Ease
Shank: Nylon
Construction: Strobel
Available Sizes: W 7-12, 13



ease
SRX

PERFORMANCE FEATURES



Black
P724589

Light Industrial

Sprint Mesh Moc Alloy Toe CSA

Upper:	Mesh/Rubber
Footbed:	Engineered Comfort
Footbed Cover:	Mesh with NXT
Midsole:	Ease
Shank:	Nylon
Construction:	Strobel
Available Sizes:	W 7-12,13



ease

SRX

PERFORMANCE FEATURES



Black
P724588

Converge ST CSA

Upper:	WPL
Footbed:	Ease HD
Footbed Cover:	Mesh + NXT
Midsole:	Ease
Protective Plate:	Wellmax
Construction:	Strobel
Available Sizes:	W 7-11,12,13



ERGO
ergonomic footwear design

SRX

ease

PERFORMANCE FEATURES



Pavement
P723330

Light Industrial

Streamline CT CSA

Upper: Nylon Mesh/PU Nubuck/ TPU
Footbed: Molded PU
Footbed Cover: Nylex™
Midsole: EVA
Shank: Nylon
Construction: Cement
Available Sizes: W 7-12,13



PERFORMANCE FEATURES



Black/Black/Black
P717349

Streamline Leather CT CSA

Upper: Dark Gull Grey: Nubuck
Dark Beige/Black: Full Grain Leather
Footbed: Molded PU
Footbed Cover: Nylex™ Molded
Midsole: EVA
Shank: Nylon
Construction: Cement
Available Sizes: W 7-12,13



PERFORMANCE FEATURES



Dark Gull Grey
P721642



Dark Beige
P721643



Black
P721644

Light Industrial

Argon CSA

Upper:	Full Grain Leather
Footbed:	EVA
Footbed Cover:	Nylon Mesh
Midssole:	Molded EVA
Shank:	Nylon
Construction:	Cement
Available Sizes:	W 7-12,13



PERFORMANCE FEATURES



Dark Brown
P712668





SERVICE
Men's

Service

ProRush SR+ Oxford

- Upper: WP Action Leather
- Footbed: EVA
- Footbed Cover: Nylon Mesh + NXT
- Midsole: EVA
- Shank: Nylon
- Construction: Strobel
- Available Sizes: M 7-13,14



PERFORMANCE FEATURES



Black
P51039

ProRush SR+ Slip On

- Upper: WP Action Leather
- Footbed: EVA
- Footbed Cover: Nylon Mesh + NXT
- Midsole: EVA
- Shank: Nylon
- Construction: Strobel
- Available Sizes: M 7-13,14



PERFORMANCE FEATURES



Black
P51041

SERVICE

Women's



Service

ProRush SR+ Oxford WMN

Upper: WP Action Leather
Footbed: EVA
Footbed Cover: Nylon Mesh + NXT
Midsole: EVA
Shank: Nylon
Construction: Strobel
Available Sizes: M 5-10, 11



CF0055

T1650

PERFORMANCE FEATURES



Black

P51047

ProRush SR+ Slip On WMN

Upper: WP Action Leather
Footbed: EVA
Footbed Cover: Nylon Mesh + NXT
Midsole: EVA
Shank: Nylon
Construction: Strobel
Available Sizes: M 5-10, 11



CF0055

T1650

PERFORMANCE FEATURES



Black

P51048



Women's

Industrial

Excavator Superlite WP NT CSA

Upper: WP Nubuck
Footbed: Engineered Comfort
Footbed Cover: Nylon Mesh + NXT
Midsole: Ease
Shank: Nylon
Construction: Cement
Available Sizes: M 5-10, 11



NanoToe



ease

SRX

PERFORMANCE FEATURES



Sudan Brown
P311382

Clover 8" ST CSA

Upper: Full Grain Leather
Footbed: EASE
Footbed Cover: Nylex
Midsole: Molded EVA
Shank: Wellmax
Construction: iTechnology
Available Sizes: M5-10, 11



SRX

ERGO
ergonomic footwear design

PERFORMANCE FEATURES



Tawny
P311182

Industrial

Paisley 6" ST CSA

Upper: Full Grain Leather
Footbed: Ease - Single Density
Footbed Cover: Nylon Mesh + NXT
Midsole: PVC
Shank: Steel
Construction: 1/2 Cement-1/2 Goodyear® Welt
Available Sizes: M 5-10,11



**STREET
SHIELD**

PERFORMANCE FEATURES



Tawny
P311180

Dryverse 6" WP ST CSA

Upper: Full Grain Leather
Footbed: ERGO
Footbed Cover: Nylex™
Midsole: Poured PU
Shank: Nylon
Construction: Cement
Available Sizes: M 5-10,11



**3M
Thinsulate
INSULATION**
for footwear

PERFORMANCE FEATURES



Black
P306966

Industrial

Mae ST WP CSA

Upper: WP Full Grain Leather
Footbed: EVA
Footbed Cover: Nylon Mesh
Shank: Nylon
Construction: Cement
Available Sizes: M 5-10,11



PERFORMANCE FEATURES



Black
P310691

Abbey ST CSA

Upper: WP Nubuck
Footbed: EVA
Footbed Cover: Nylon Mesh
Shank: Nylon
Construction: Cement
Available Sizes: M 5-10,11



PERFORMANCE FEATURES



Butterscotch
P310912

Light Industrial

Sprint Mid Alloy Toe CSA

Upper: Textile/PU Coated Leather
Footbed: Engineered Comfort
Footbed Cover: Mesh with NXT
Midsole: Ease
Shank: Nylon
Construction: Strobel
Available Sizes: M 5-10, 11



POWERED BY
ease
TECHNOLOGY

SRX

PERFORMANCE FEATURES



Medium Charcoal

P311392



Light Industrial

Sprint Textile Alloy Toe CSA

Upper: Textile
Footbed: Engineered Comfort
Footbed Cover: Mesh with NXT
Midsole: Ease
Shank: Nylon
Construction: Strobel
Available Sizes: M 5-10, 11



POWERED BY
ease
TECHNOLOGY

SRX

PERFORMANCE FEATURES



Black
P311387

Woodward ST CSA

Upper: Leather
Footbed: Ease
Footbed Cover: Nylon Mesh
Midsole: Molded EVA
Shank: Nylon
Construction: Strobel
Available Sizes: M 5-10, 11



PERFORMANCE FEATURES



Cloudburst
P310493

Iconography Reference Chart



Thinsulate®: Get all the warmth without any of the compromise. We use Thinsulate in 200 and 400 gram weights to provide extremely light, highly breathable insulation for both cool- and cold-weather pursuits. It won't break down or compress and retains less than 1% of its weight in water so you never have to worry about moisture or odor and keeps your feet comfortable and warm for exploring the urban jungle



CityGrip technology provides work grade traction for the unpredictable. Recycled, ground rubber infused into the perimeter of the outsole, along with our unique trend pattern, provides grip and grabs any surface providing superior traction.



Military grade Cordura® Ballistic Nylon is cut resistant, abrasion resistant and 2x stronger than standard nylon.

DUOFUSE

Powered by DUOFUSE™: Our custom engineered midsole blends rubber & foam for more comfort, less weight and trusted durability. With 40% more resilience and 30% more abrasion resistance than standard EVA it will stay comfortable while holding up to the daily beating they're going to receive.



EASE is a lightweight, custom engineered foam, proprietary to Cat® footwear. Compared to regular EVA and foam, EASE provides:

- 30% greater longevity by taking 30% less compression - it won't break down or compress
- 30% more energy return - giving you more bounce back
- Lightweight comfort - 10-15% lighter



Contoured, custom engineered foam footbed provides superior shock absorption with a top layer of additional rebound foam that molds to your foot for personalized, all day comfort.



Athletic inspired design, construction and engineering. ERGOLite is made for the worker who is required to wear safety footwear, but wants anything but.



Cat® footwear with Gore-Tex® introduces a boot that's both exceptionally waterproof and highly breathable to keep feet protected from the elements all day long.



A waterproof, breathable fabric membrane able to repel liquid water while allowing water vapor to pass through for superior dry feet and ultimate foot comfort.



Faster. Thinner. Stronger. Nano Toe is a non metallic ASTM approved safety toe that is 40% lighter than steel and 15% lighter than composite toes, providing more space and comfort for your toes without sacrificing any protection.



Cat® footwear Non Metallic styles exceed ASTM standards for safety but are entirely free of metal, making them an excellent choice for high security environments.



Powered by SRX: our extreme slip resistant compound maximizes grip and traction to exceed global industry standards.



LEAP Technology is a Lightweight Energy Advancing Polymer (LEAP) that provides performance plus comfort, durable rebounding, and flexible cushioning.

The inside of this product is ergonomically contoured to provide support. The foot rests on a layer of compression resistant foam for personalized fit. And so that nothing inhibits a full, cushioned ride, it's bonded to the lightweight, performance midsole that cradles your foot. Powered with our proprietary LEAP Technology; flexible cushioning and energy-returning rebound that provides all day comfort.



The ERGO design philosophy uses a series of anatomically-accurate and biomechanically-considered features engineered to integrate stability, flexibility and comfort into the rugged and durable boots you expect from Cat®.



Water and stain repellent. Street Shield is your wipe-off weapon in the war to protect your footwear from everything from winter salt stains and rain storms to happy hour mishaps. Because shoes shouldn't have to be brand new to look new.



SuperDutyXL features iTechnology from Cat® footwear construction which combines a welted forefoot and a cemented heel for comfort and signature Cat® toughness. SuperDutyXL also includes new last for more comfort, Ease HD Footbed.



For the hardest jobs and toughest environments, you'll never need more than UltraDuty. Lace to toe, UltraDuty is built tough and features an outsole that is 2x more abrasion resistant and extremely heat and oil resistant.



A one-of-a-kind sole that delivers unsurpassed traction and makes ice obsolete so that you're sure-footed and moving forward when the temperature drops. Improves traction on wet, icy surfaces by 3x.



Vibram® MegaGrip Pro™: Ground breaking grip that performs in wet and dry conditions. Industry leading grip and durability that you can trust.



Waterproof boots and shoes use waterproof leather and sealed seams to keep water out and feet dry for navigating the city in the elements.

Upper Materials

WPL	Wolverine Performance Leather
FF	Faux fur
FS	Faux shearling
WP	Waterproof

Global Test Standards

Cat Footwear manufactures premium, safety footwear symbolizing a 100-year connection Caterpillar has to tough, honest work. Our safety footwear collection includes a variety of comfort, durability, safety and technology features intended to keep workers protected and comfortable in the harshest of conditions.

CSA

Our safety footwear is tested to meet and exceed strict CAN/CSA Z195-14 testing methods and performance footwear standards for 'Protective Footwear' sold in Canada. All CSA footwear must have fitted protective toecaps, with the exception of conductive and static dissipative footwear. The protective toecap must be made of a material that meets the requirements for impact resistance and must meet Grade 1 (Toe Impact of 125 Joules @.56 Meters) and Grade 2 (Toe Impact of 90 Joules @ .40 Meters) testing.



Alloy Toe

Cat® Footwear with Advance Alloy Safety Toes are rated CAN/CSA Z195-14 and are 50% lighter than traditional steel toe footwear while still protecting toes from impact and compression.



Composite Toe

Our Footwear with Composite Safety Toes are rated CAN/CSA Z195-14 and are non-metallic and undetectable in electronic security environments.



Steel Toe

Our Steel Toe boots are rated CAN/CSA Z195-14 the highest available strength for impact and compression.



Nano Toe

Our Nano Toe composite safety toe boots are rated CAN/CSA Z195-14 to protect against impact or compression.



Electrical Hazard

Our Electrical Hazard footwear is rated CAN/CSA Z195-14. Special EH construction protects the wearer against open circuits up to 14,000 volts in dry conditions.



Metatarsal Guard

Our footwear with a Metatarsal Guard protects the feet from impact and compression while resisting chemicals and heat.



Puncture Resistant

Our Puncture Resistant footwear meets CAN/CSA Z195-14 standards with a steel mid-plate designed to prevent objects from puncturing the sole.



Slip Resistant

Our footwear with Slip Resistant soles reduces the risk of slips and falls—the hazard of low traction surfaces.



Waterproof

Our Waterproof footwear keeps the wet out with waterproof leathers and uses seam sealing waterproof liners.



Insulated

Our Insulated footwear features a patented thermal technology that insulates against the cold, keeping your feet warm and comfortable while tackling extreme conditions. Available in 200g, 400g, and 600g.

Index

P110567	ProRush Speed FX	Black	5	P721643	Streamline Leather CT CSA	Dark Beige	35
P110568	ProRush Speed FX	Black/Black	5	P721644	Streamline Leather CT CSA	Black	35
P306966	Dryverse 6"WP ST CSA	Black	44	P722534	Threshold WP ST CSA	Real Brown	28
P310493	Woodward ST CSA	Cloudburst	47	P722535	Threshold WP ST CSA	Black	28
P310691	Mae ST WP CSA	Black	45	P722755	Excavator XL 6"WP TX CT CSA	Red Brown	18
P310912	Abbey ST CSA	Butterscotch	45	P722757	Excavator XL 8"WP TX CT CSA	Red Brown	18
P311180	Paisley 6"ST CSA	Tawny	44	P722758	Excavator XL 8"WP TX CT CSA	Dark Brown	18
P311182	Clover 8" ST CSA	Tawny	43	P723943	Kinetic Ice+ WP TX CT CSA	Black	23
P311382	Excavator Superlite WP NT CSA	Sudan Brown	43	P723953	Stormers 6"ST CSA	Black	30
P311387	Sprint Textile Alloy Toe CSA	Black	47	P723961	Stormers 11"ST CSA	Black	30
P311392	Sprint Mid Alloy Toe CSA	Medium Charcoal	46	P723963	Stormers 11"ST CSA	Black	30
P51039	ProRush SR+ Oxford	Black	39	P723962	Stormers 11"Soft Toe	Olive Night	31
P51041	ProRush SR+ Slip On	Black	39	P724105	Stormers 11" Soft Toe	Black	31
P51047	ProRush SR+ Oxford WMN	Black	41	P724871	Excavator Superlite 6" WP NT CSA	Dark Beige	23
P51048	ProRush SR+ Slip On WMN	Black	41	P724580	Excavator Superlite 6" WP NT CSA	Pewter	23
P712037	Propane CSA	Black	28	P724582	Excavator Superlite 6" WP NT CSA	Bungee Cord	23
P712039	Diagnostic Hi CSA	Black	27	P724586	Sprint Suede Alloy Toe CSA	Pewter	33
P712668	Argon CSA	Dark Brown	36	P724588	Sprint Mesh Moc Alloy Toe CSA	Black	34
P717349	Streamline CT CSA	Black/Black/Black	35	P724589	Sprint Textile Alloy Toe CSA	Black	33
P717627	Hauler 6"WP TX CT CSA	Black	19	P724867	CAT EDGE WP NT CSA	Black	24
P717628	Hauler 8"WP TX CT CSA	Black	19	P725163	Excavator 8"Superlite WP TX NT	Dark Brown	13
P717629	Hauler 8"WP TX CT CSA	Oak	19	P725173	Accomplice X WP ST CSA	Black	9
P719303	Rasp 8" WP Met CSA	Black	17	P725174	Accomplice X WP ST CSA	Seal Brown	9
P720179	Pelton ST CSA	Dark Beige	27	P725177	Invader ST CSA	Black	7
P720204	Control 6"WP TX CT CSA	Oak	20	P725178	Provoke Mid WP Alloy Toe CSA	Black/Sand	11
P720211	Control 8"WP TX CT CSA	Black	20	P725179	Provoke Mid WP Alloy Toe CSA	Black	11
P720996	Outline ST CSA	Seal Brown	29				
P721600	Scaffold WP TX Nano Toe CSA	Black	26				
P721605	Struts WP TX Nano Toe CSA	Dark Brown	26				
P721620	Thermostatic Ice+ WP TX CT CSA	Black	17				
P721642	Streamline Leather CT CSA	Dark Gull Grey	35				



For more information, contact us at:

1-866-548-8147
sales@foxcanada.net
www.foxcanada.net



www.cat.com www.caterpillar.com © 2020 Wolverine World Wide. All Rights Reserved. CAT, CATERPILLAR, their respective logos, "Caterpillar Yellow," the "Power Edge" trade dress as well as corporate and product identity used herein are trademarks of Caterpillar and may not be used without permission

