

**STOP &
SLOW
PADDLES**





STOP/SLOW Paddle Handles

For Rigid Paddles

Our new stop/slow handle is designed for durability and ease of use. Heavy duty ABS plastic tube and socket connectors with locking spring buttons make deployment and take-down a snap. Handles feature flat facets front and back which aid the user in determining the sign's orientation, minimizing the amount of time their attention is away from traffic. A thick rounded bottom cap protects the handle from wear while making the unit easy to rotate.

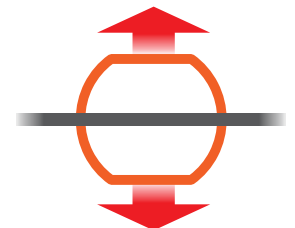
Handles work with the following stop/slow rigid paddles:

Plastic		
Model Number	Octagon Size	Sign Material
P18NRA	18"	Non-Reflective
P24NRA	24"	Non-Reflective
P18EGA	18"	Engineering Grade Reflective
P24EGA	24"	Engineering Grade Reflective
P18HIA	18"	High Intensity Reflective
P24HIA	24"	High Intensity Reflective
P18DGA	18"	Diamond Grade™ Reflective
P24DGA	24"	Diamond Grade™ Reflective
Aluminum		
A18EGA	18"	Engineering Grade Reflective
A24EGA	24"	Engineering Grade Reflective
A18HIA	18"	High Intensity Reflective
A24HIA	24"	High Intensity Reflective
A18DGA	18"	Diamond Grade™ Reflective
A24DGA	24"	Diamond Grade™ Reflective



Heavy duty ABS plastic tube and socket connectors with locking spring buttons.

Handles feature flat facets front and back which aid the user in maintaining the sign's orientation.



STOP/SLOW Paddle Handle

For Rigid Paddles



Standard Stop/Slow Handle

Our standard stop/slow handle is designed for durability and ease of use. Heavy duty ABS plastic tube and socket connectors with locking spring buttons make deployment and take-down a snap. Handles feature flat surfaces front and back which aid the user in determining the sign's orientation, minimizing the amount of time their attention is away from traffic. A thick rounded bottom cap protects the handle from wear while making the unit easy to rotate.

Handle Models (Hts. from bottom of sign to ground)

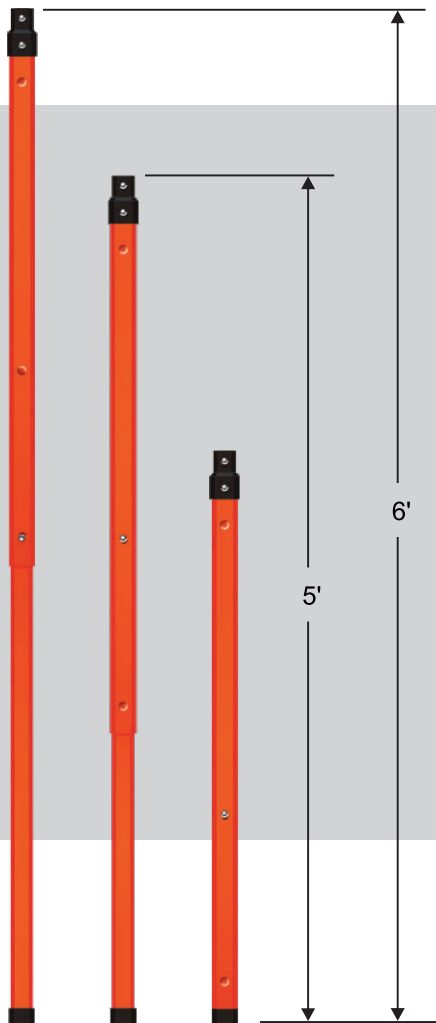
P51A - One Piece Plastic Handle for 6' Height

P52A - Two Piece Plastic Handle For 6' Height

P52AT - Telescopic Plastic Handle For 6' & 7' Heights

P61A - One Piece Plastic Handle For 7' Height

P62A - Two Piece Plastic Handle For 7' Height



P52AT Telescopic Stop/Slow Handle

Our new **P52AT** telescopic extension handles are tough, durable, and made of the same heavy duty ABS plastic as our standard handles. Telescoping from the storage configuration to 5' and 6' in length, these handles provide display heights of 6' and 7' from the bottom of the sign to the ground (paddles have 1' handle attached). Plastic tube and socket connectors with locking spring buttons make deployment and take-down a snap. Handles feature flat surfaces front and back which aid the user in determining the sign's orientation, minimizing the amount of time their attention is away from traffic. A thick rounded bottom cap protects the handle from wear while making the unit easy to rotate.

Telescopic handles are included in selected roll-up stop/slow kits and may be used with any of our rigid paddles.

TRAFFIC STOP/SLOW PADDLE 18" X 18"

Product # V6020640-O/S | Model # 456



- Lightweight and durable aluminum octagonal bat
- Hi-luminance type III reflective
- Meets AB-MB-SK provincial requirement
- 12" handle with comfortable foam grip
- Stainless steel bolts
- 18" x 18" sign

TECHNICAL SPECIFICATIONS

Colour	Red/Orange
Dimensions	18" x 18"



(18 x 18 in)

STOP/SLOW Hand-Held Paddle
456- Traffic Stop/Slow Paddle, 18"x18"
with Aluminum Handle

